



# Monthly Noise Comment & Operations Summary

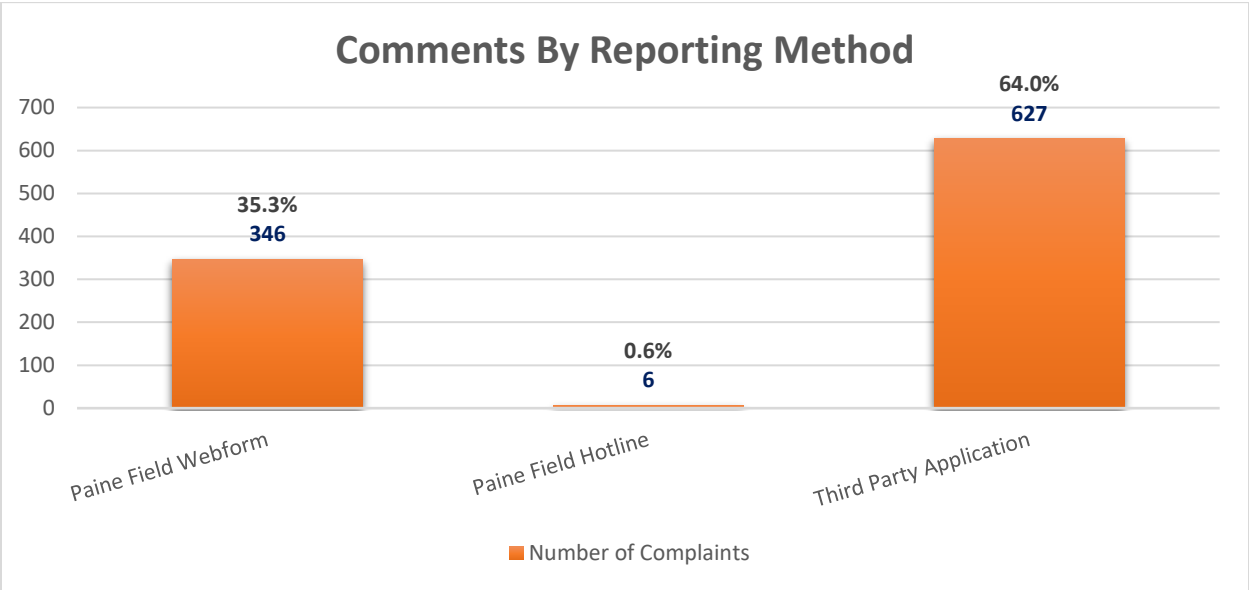
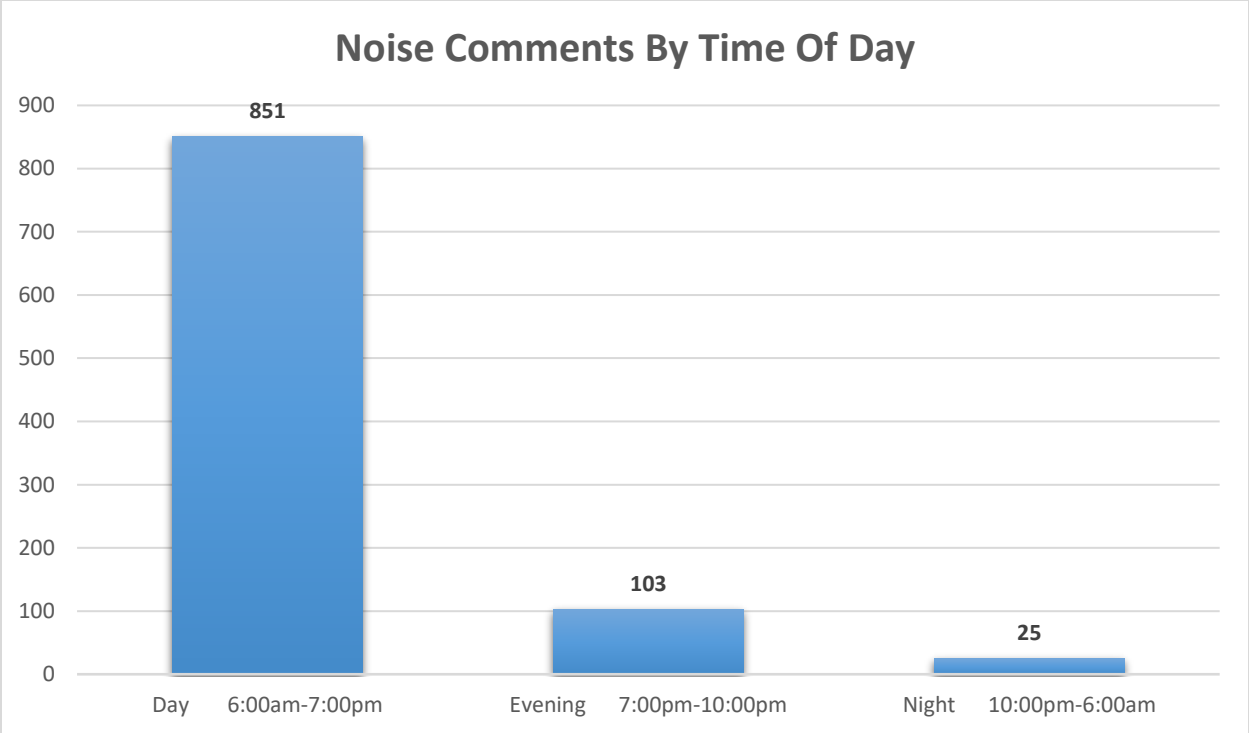
**July  
2020**

Many factors contribute to the number of comments received each month. An unusual flight may get the attention of a large group of people. Re-routed traffic from nearby airports can add more planes to the airspace surrounding Paine Field. Cloud cover can also impact how the sound from an aircraft travels. A handful of people file multiple noise comments, sometimes dozens daily.

Noise comments are received via the Airport's web-based noise comment form, a third-party application, or telephone hotline. Comments are correlated to a specific aircraft by a third-party software program that uses radar data to track aircraft flight routes.

<p><b>96</b></p> <p><b>Distinct households filed a noise inquiry this month</b></p>	<p><b>979</b></p> <p><b>Noise comments received from those households</b></p>	<p><b>750 or 76.6%</b></p> <p><b>Of noise comments were submitted by ten households*</b></p>
---	---	--

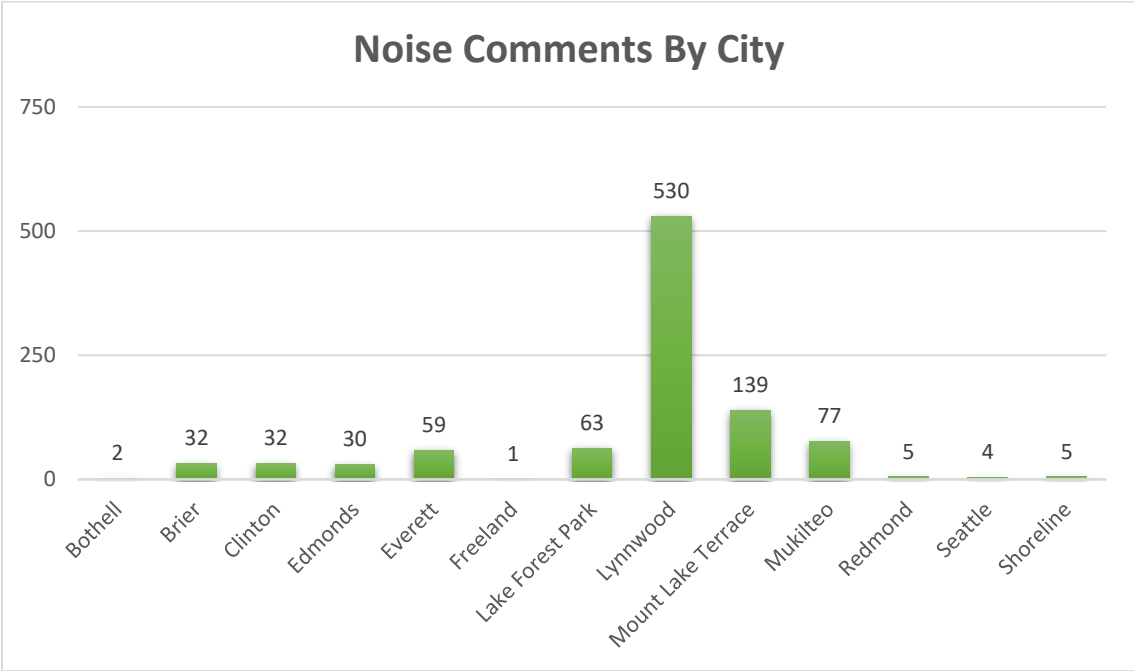
**\*565 or 57.7% of total noise comments in July were  
received from five households**



Reporting Method	Number of Complaints	% of Complaints
Paine Field Webform	346	35.3%
Paine Field Hotline	6	0.6%
Third Party Application	627	64.0%

# Noise Comments by City

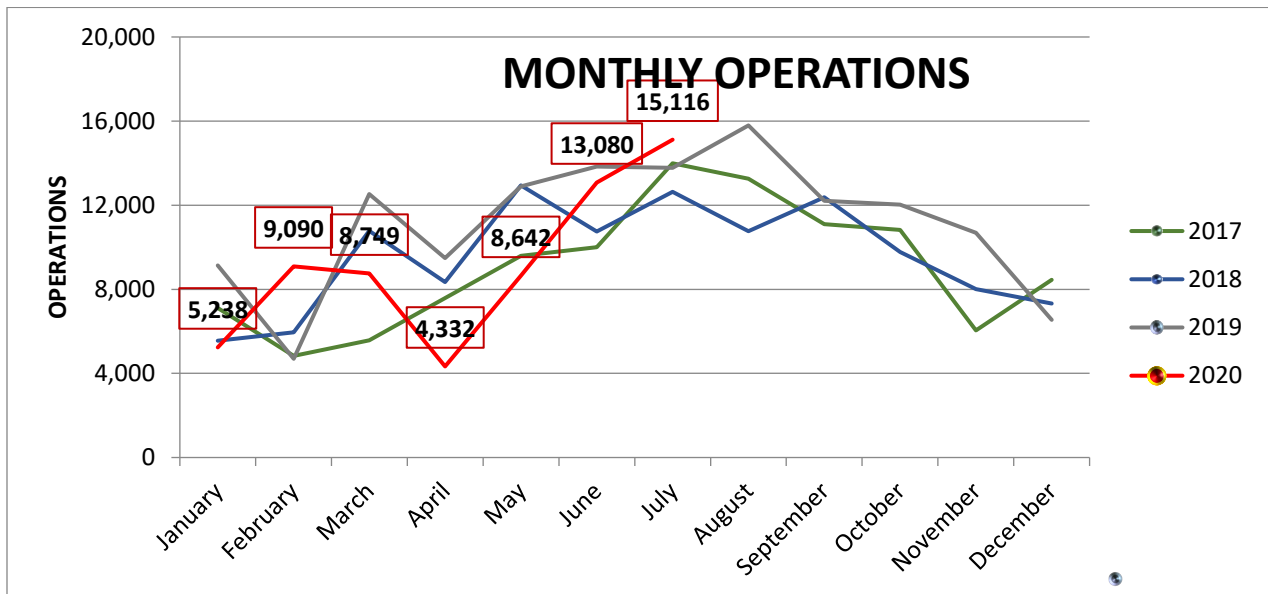
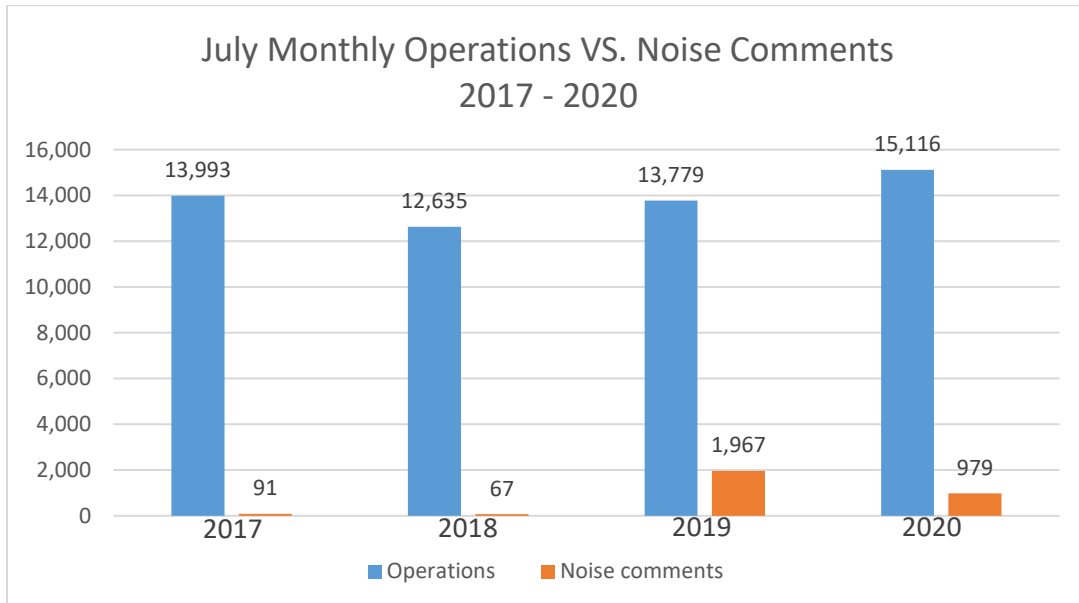
City	Households	Complaints	Average Complaints/Household	% of Complaints
Bothell	2	2	1.0	0.20%
Brier	1	32	32.0	3.27%
Clinton	6	32	5.3	3.27%
Edmonds	8	30	3.8	3.06%
Everett	11	59	5.4	6.03%
Freeland	1	1	1.0	0.10%
Lake Forest Park	10	63	6.3	6.44%
Lynnwood	29	530	18.3	54.14%
Mount Lake Terrace	5	139	27.8	14.20%
Mukilteo	15	77	5.1	7.87%
Seattle	3	4	1.3	0.41%
Shoreline	3	5	1.7	0.51%
Redmond	2	5	2.5	0.51%
<b>Totals</b>	<b>96</b>	<b>979</b>		<b>100.00%</b>



### July Noise Brief:

During July 2020, Paine Field received a total of 979 noise comments from the surrounding communities. Data shows that ten households were responsible for 76.6% of all noise comments in July. Five of the top ten households were responsible for 57.7% of all noise comments.

During July 2020, the FAA reported 15,116 aircraft operations at Paine Field. This reflects a 9.7% increase in operations compared to July 2019 which had 13,779 operations. Total operations for July 2020 were 8.9% above the four-year July monthly average of 13,880. An aircraft operation is a takeoff, landing, or approach to the runway threshold.



Paine Field Online: [www.paineairport.com](http://www.paineairport.com)  
 Noise Abatement Procedures: [www.paineairport.com/159/Noise-Abatement-Procedures](http://www.paineairport.com/159/Noise-Abatement-Procedures)  
 Paine Field FAQ: [www.paineairport.com/215/Noise-FAQs](http://www.paineairport.com/215/Noise-FAQs)  
 Noise Comment Form: [www.planenoise.com/kpae](http://www.planenoise.com/kpae)  
 Noise Comment Hotline: 425-284-0500