



Monthly Noise Comment & Operations Summary

**March
2020**

Noise Comments

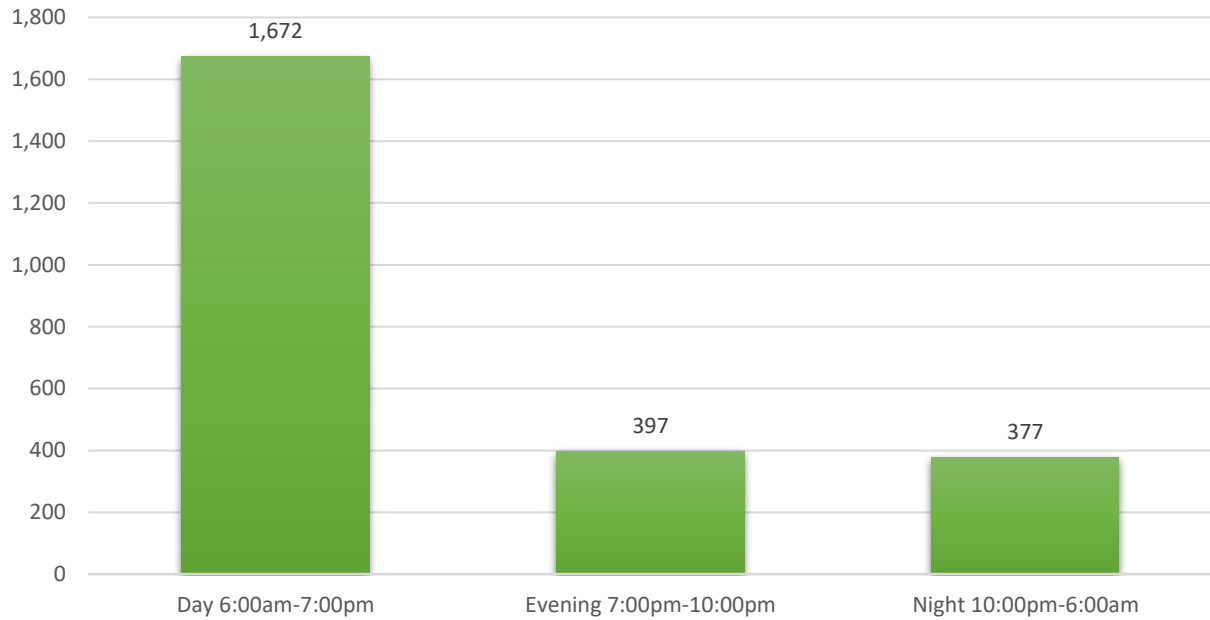
Many factors contribute to the number of comments received each month. An unusual flight may get the attention of a large group of people. Re-routed traffic from nearby airports can add more planes to the skies. A handful of people file multiple noise comments, sometimes dozens daily.

Noise comments are received via the Airport's web-based noise comment form, telephone hotline, or third-party application. Comments are correlated to specific flight operations using a combination of radar tracks, the aircraft's automatic surveillance system and the FAA flight plan system.

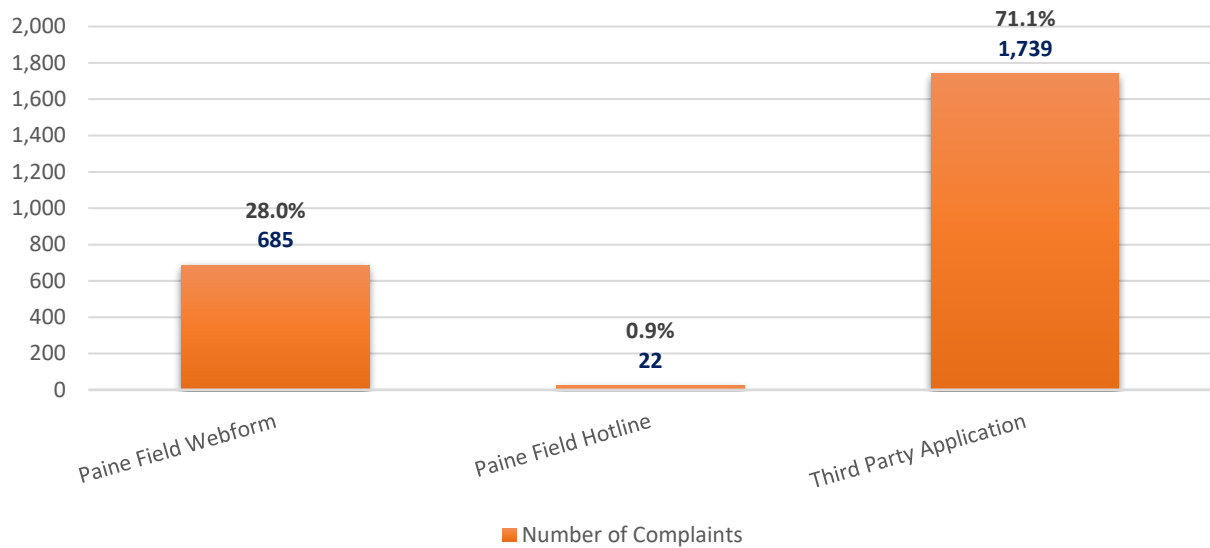
<p>150</p> <p>Distinct households submitted a noise comment this month</p>	<p>2,446</p> <p>Noise comments received from those households</p>	<p>1,656 or 67.7%</p> <p>Of all noise comments in March were submitted by ten households</p>
---	--	---

***5 households were responsible for 52% of all noise comments**

Noise Comments By Time



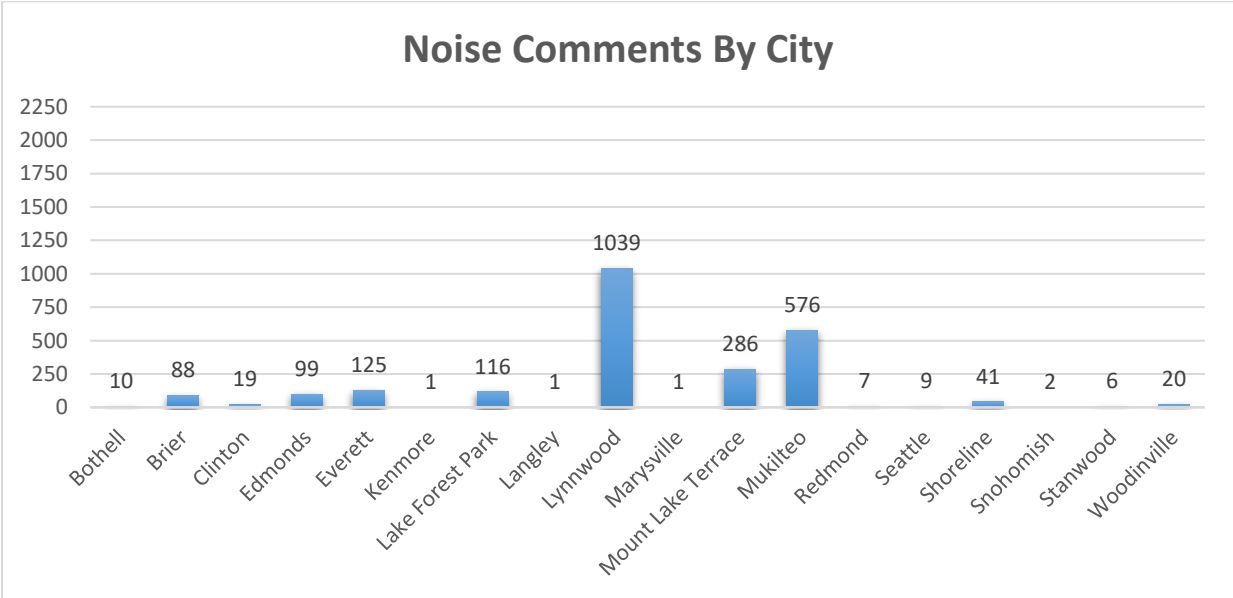
Comments By Reporting Method



Reporting Method	Number of Comments	% of Comments
Paine Field Webform	685	28%
Paine Field Hotline	22	0.9%
Third Party Application	1,739	71.1%

Noise Comments by City

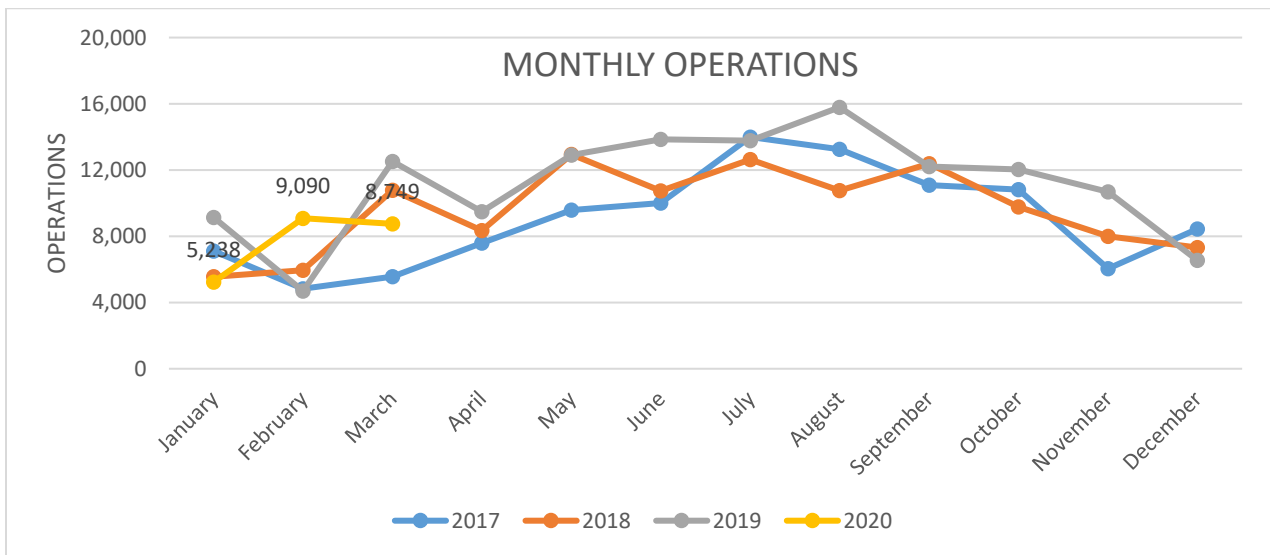
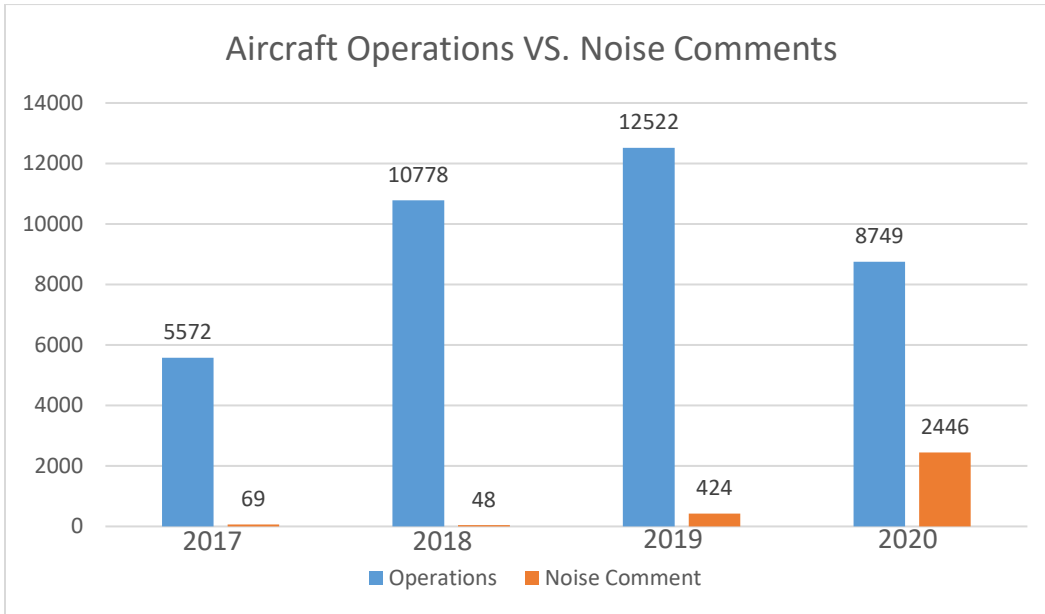
City	Households	Comments	Average Comments/Household	% of Total Comments
Bothell	8	10	1.3	0.41%
Brier	2	88	44.0	3.60%
Clinton	7	19	2.7	0.78%
Edmonds	16	99	6.2	4.05%
Everett	17	125	7.4	5.11%
Kenmore	1	1	1.0	0.04%
Redmond	3	7	2.3	0.29%
Lake Forest Park	8	116	14.5	4.74%
Langley	1	1	1.0	0.04%
Lynnwood	34	1039	30.6	42.48%
Mount Lake Terrace	6	286	47.7	11.69%
Mukilteo	32	576	18.0	23.55%
Seattle	3	9	3.0	0.37%
Shoreline	3	41	13.7	1.68%
Snohomish	2	2	1.0	0.08%
Stanwood	4	6	1.5	0.25%
Marysville	1	1	1.0	0.04%
Woodinville	2	20	10.0	0.82%
Totals	150	2446		100.00%



Noise Brief:

During March 2020, Paine Field received a total of 2,446 noise comments from the surrounding communities. Data show that the top 10 households were responsible for 67.7% of the noise comments.

During March 2020, the FAA reported 8,749 aircraft operations at Paine Field. This is a 30.1% decrease in aircraft operations compared to March 2019 which had 12,522 operations. The four-year average for March is 9,405 flight operations. Total operations for March 2020 were 7% below the four-year average. An operation is a takeoff, landing, or approach to the runway threshold.



- Paine Field Online: www.paineairport.com
- Noise Abatement Procedures: www.paineairport.com/159/Noise-Abatement-Procedures
- Paine Field FAQ: www.paineairport.com/215/Noise-FAQs
- Noise Comment Form: www.planenoise.com/kpae
- Noise Comment Hotline: 425-284-0500