



Monthly Noise Comment & Operations Summary

**May
2020**

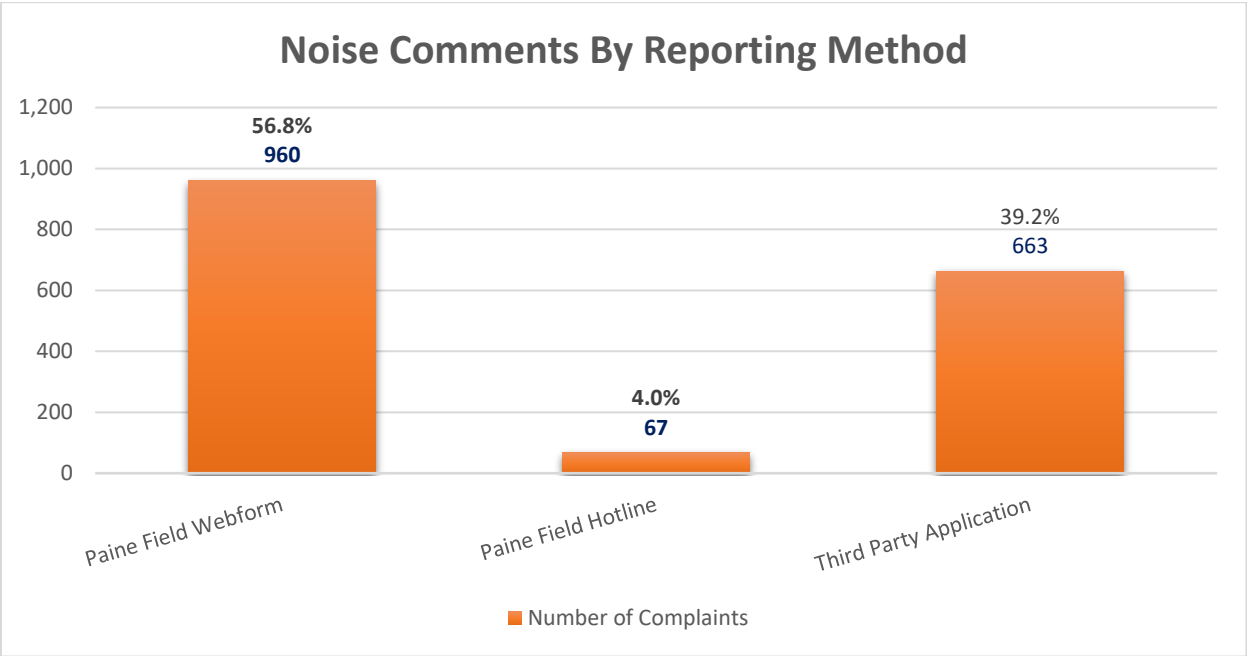
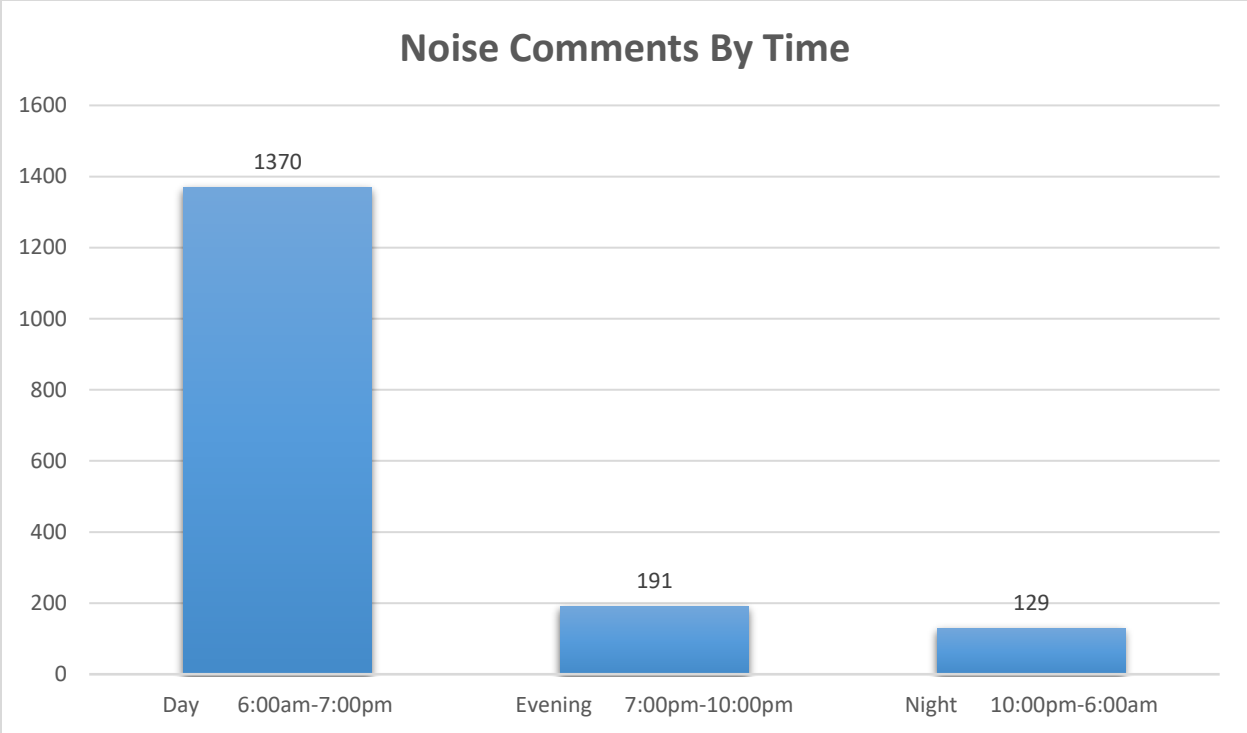
Many factors contribute to the number of comments received each month. An unusual flight may get the attention of a large group of people. Re-routed traffic from nearby airports can add more planes to the airspace surrounding Paine Field. Cloud cover can also impact how the sound from an aircraft travels. A handful of people file multiple noise comments, sometimes dozens daily.

Noise comments are received via the Airport's web-based noise comment form, a third-party application, or telephone hotline. Comments are correlated to specific a specific aircraft using a combination of radar tracks, the aircraft's automatic surveillance system and the FAA flight plan system.

<p>201</p> <p>Distinct households filed a noise inquiry this month</p>	<p>1,690</p> <p>Noise comments received from those households</p>	<p>635 or 37.6%</p> <p>Of noise comments were submitted by ten households</p>
---	--	--

***5 households were responsible for 28.9% of all noise comments**

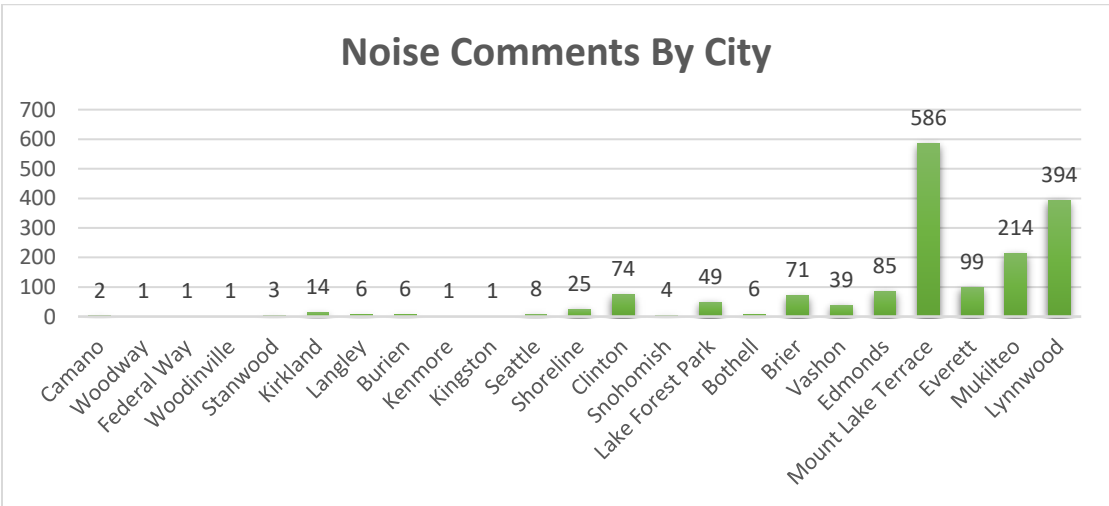
****1 household was responsible for 9.7% of all noise comments**



Reporting Method	Number of Comments	% of Comments
Paine Field Webform	960	56.8%
Paine Field Hotline	67	4%
Third Party Application	663	39.2%

Noise Comments by City

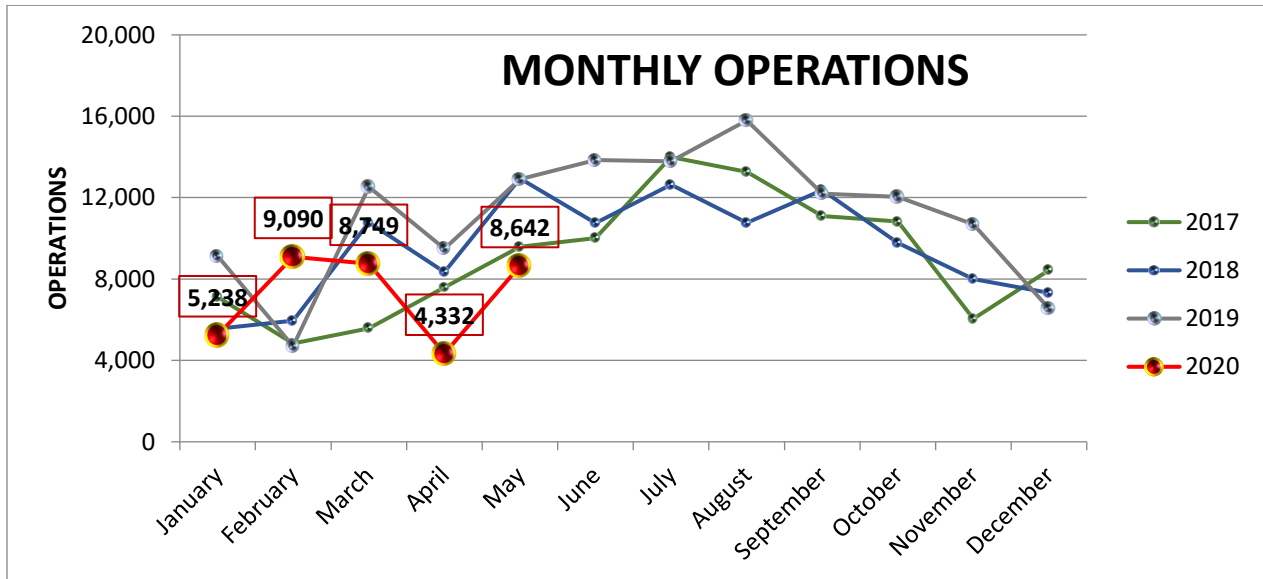
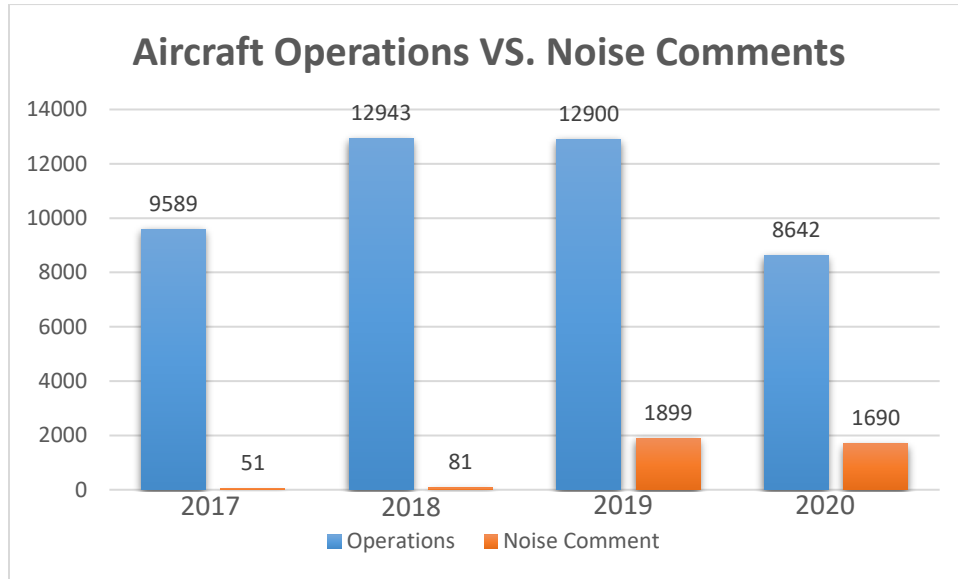
City	Households	Comments	Comments/Household	% of Comments
Bothell	5	6	1.2	0.36%
Brier	4	71	17.8	4.20%
Burien	4	6	1.5	0.36%
Camano	1	2	2.0	0.12%
Clinton	9	74	8.2	4.38%
Edmonds	20	85	4.3	5.03%
Everett	30	99	3.3	5.86%
Federal Way	1	1	1.0	0.06%
Kenmore	1	1	1.0	0.06%
Kirkland	1	14	14.0	0.83%
Lake Forest Park	8	49	6.1	2.90%
Langley	4	6	1.5	0.36%
Lynnwood	32	394	12.3	23.31%
Mount Lake Terrace	5	586	117.2	34.67%
Mukilteo	38	214	5.6	12.66%
Seattle	5	8	1.6	0.47%
Shoreline	6	25	4.2	1.48%
Snohomish	1	4	4.0	0.24%
Stanwood	2	3	1.5	0.18%
Woodway	1	1	1.0	0.06%
Vashon	21	39	1.9	2.31%
Kingston	1	1	1.0	0.06%
Woodinville	1	1	1.0	0.06%
Totals	201	1690		100.00%



May Noise Brief:

During May 2020, Paine Field received a total of 1,690 noise comments from the surrounding communities. Data shows that 10 households were responsible for 37.6% of all noise comments in May.

During May 2020, the FAA recorded 8,642 aircraft operations at Paine Field. This is a 33% decrease in operations compared to May 2019 which had 12,900 operations. The four-year average for aircraft operations in May is 11,018. Total operations for May 2020 were 21.6% below average. An aircraft operation is a takeoff, landing, or approach to the runway threshold.



- Paine Field Online: www.paineairport.com
- Noise Abatement Procedures: www.paineairport.com/159/Noise-Abatement-Procedures
- Paine Field FAQ: www.paineairport.com/215/Noise-FAQs
- Noise Comment Form: www.planenoise.com/kpae
- Noise Comment Hotline: 425-284-0500