



Monthly Noise Complaint & Operations Summary

**February
2020**

Complaints:

Many factors contribute to the number of complaints received each month. An unusual flight may get the attention of a large group of people. Re-routed traffic from nearby airports can add more planes to the skies. Cloud cover may reflect sound. A handful of people file multiple reports, sometimes dozens on a daily basis.

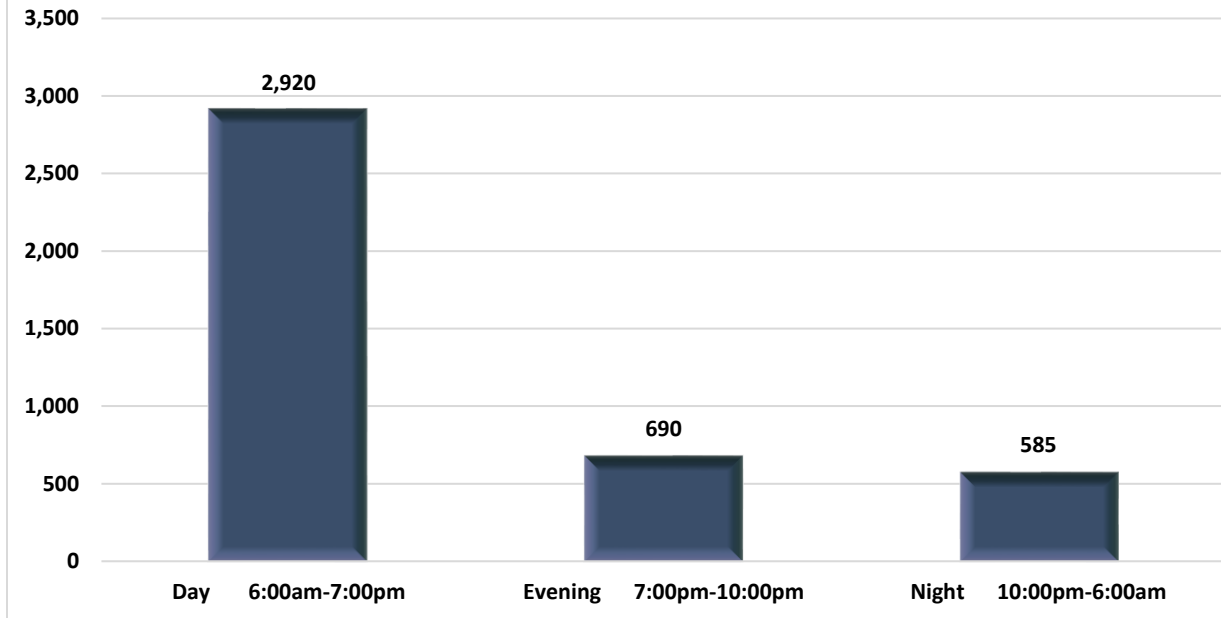
Noise complaints are received via the Airport's web based noise complaint form or telephone hotline. Complaints can be correlated to specific flight operations using a combination of radar tracks, the aircraft's automatic surveillance system and the FAA flight plan system.

<p>191</p> <p>Distinct households filed a noise inquiry this month</p>	<p>4,195</p> <p>Noise complaints received from those households</p>	<p>2,867 or 68.3%</p> <p>Noise inquiries were submitted by ten households</p>
---	--	--

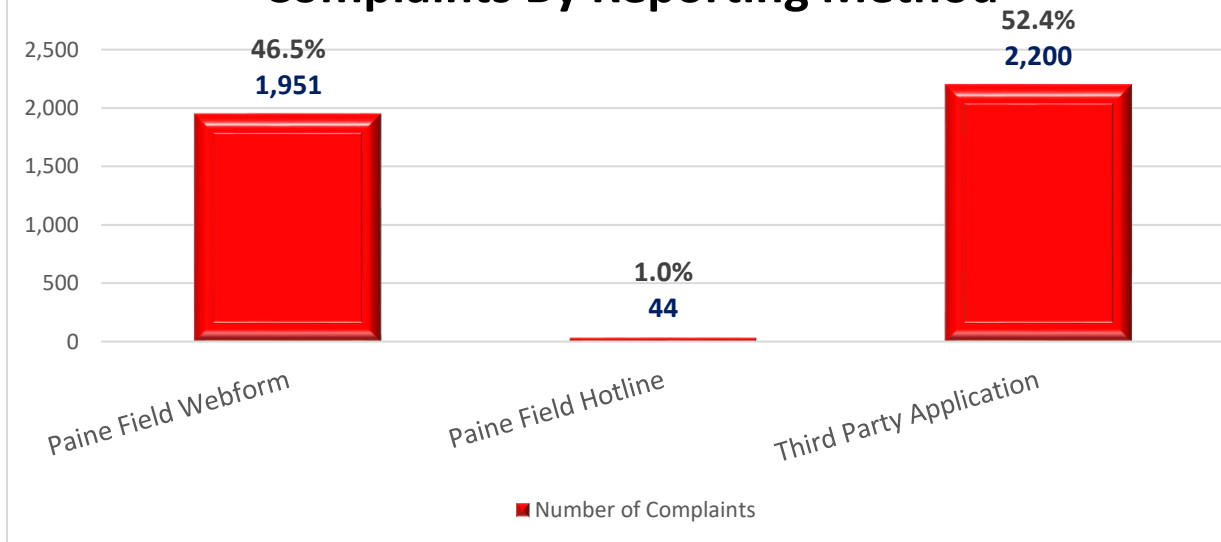
***5 households were responsible for 57.2% of all noise complaints**

****1 household was responsible for 20.8% of all noise complaints**

Noise Complaints By Time



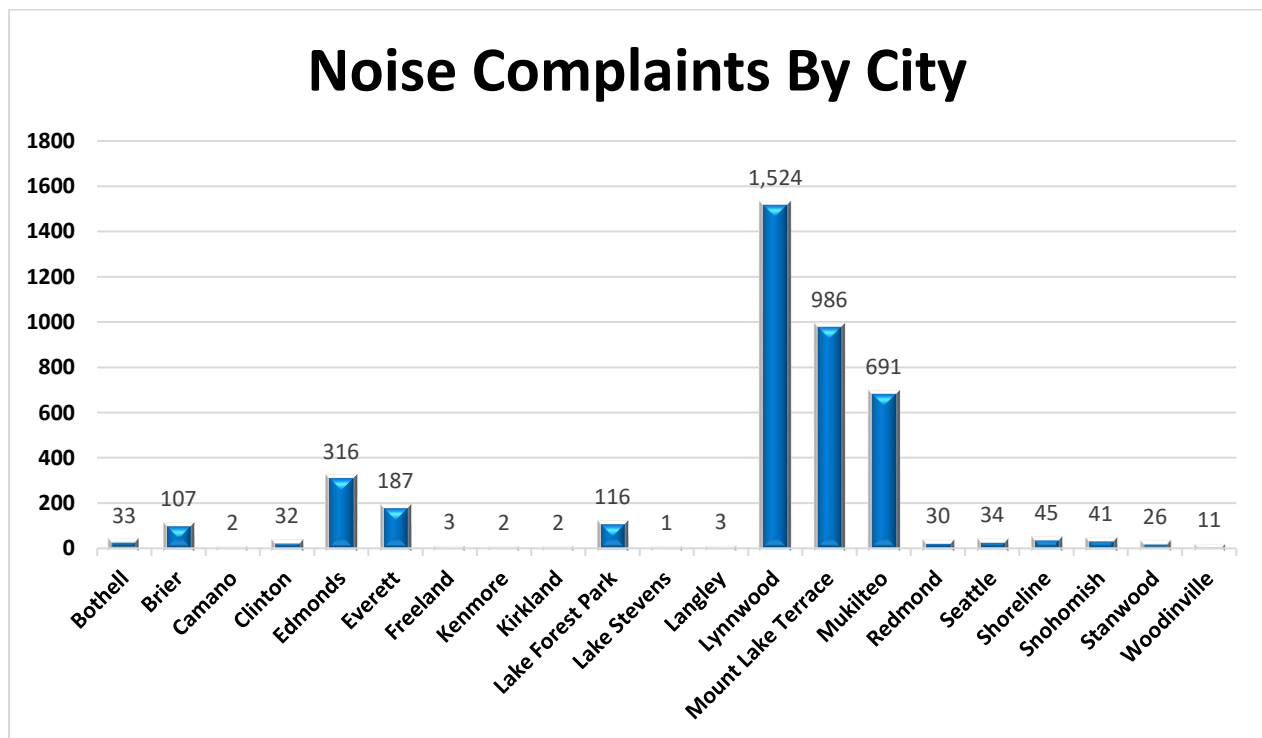
Complaints By Reporting Method



Reporting Method	Number of Complaints	% of Complaints
Paine Field Webform	1,951	46.5%
Paine Field Hotline	44	1%
Third Party Application	2,200	52.4%

Noise Complaints by City

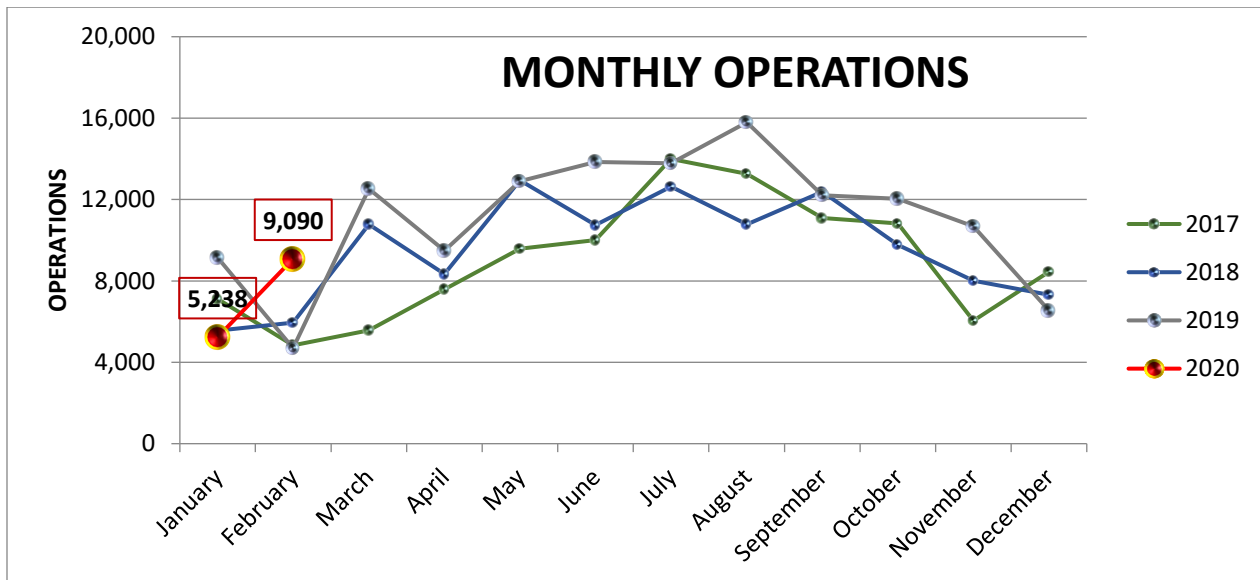
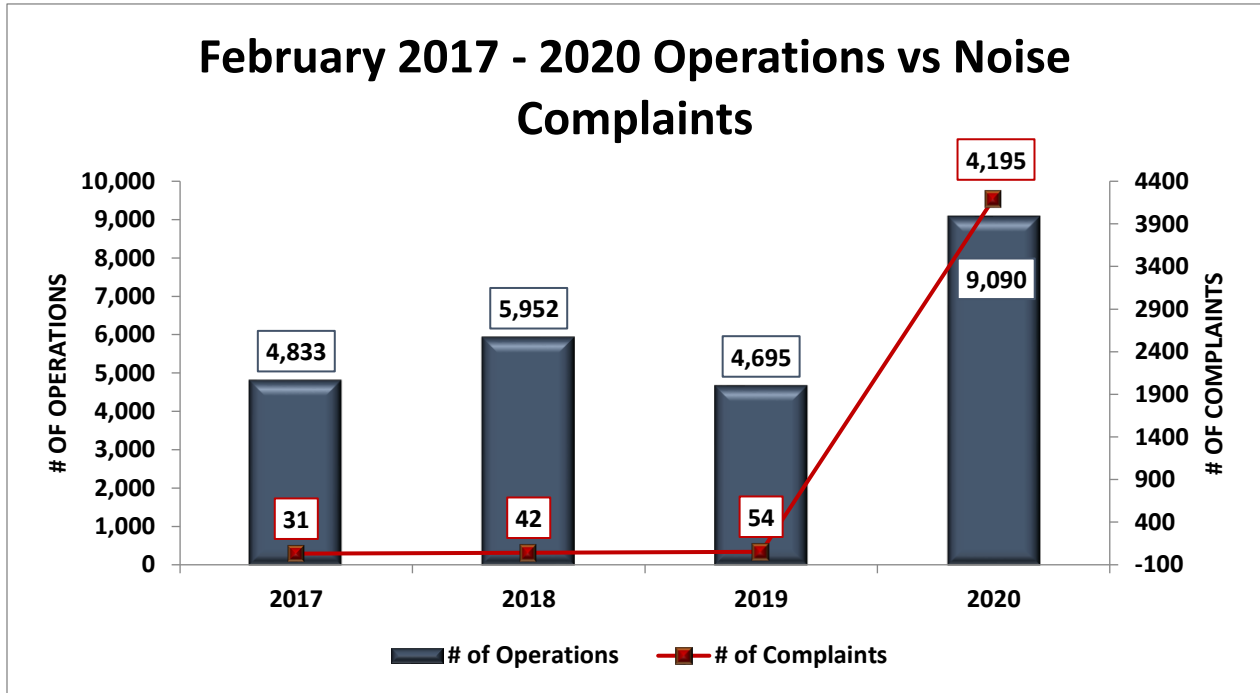
City	Households	Complaints	Complaints/Household	% of Complaints
Bothell	9	33	3.7	0.79%
Brier	7	107	15.3	2.55%
Camano	2	2	1.0	0.05%
Clinton	8	32	4.0	0.76%
Edmonds	23	316	13.7	7.53%
Everett	19	187	9.8	4.46%
Freeland	1	3	3.0	0.07%
Kenmore	2	2	1.0	0.05%
Kirkland	2	2	1.0	0.05%
Lake Forest Park	10	116	11.6	2.77%
Lake Stevens	1	1	1.0	0.02%
Langley	3	3	1.0	0.07%
Lynnwood	44	1527	34.7	36.40%
Mount Lake Terrace	5	986	197.2	23.50%
Mukilteo	37	691	18.7	16.47%
Redmond	4	30	7.5	0.72%
Seattle	5	34	6.8	0.81%
Shoreline	2	45	22.5	1.07%
Snohomish	3	41	13.7	0.98%
Stanwood	2	26	13.0	0.62%
Woodinville	2	11	5.5	0.26%
Total	191	4195		



Noise Brief:

During February 2020, Paine Field received a total of 4,195 noise comments from the surrounding communities. Data show that 10 households were responsible for 68.3% of the noise comments.

During February 2020, the Paine Field Air Traffic Control Tower recorded 9,090 flight operations. This is a 48.4% increase in operations compared to February 2019 which had 4,695 operations. The four-year average for February is 6,143 flight operations. Total operations for February 2020 were 32.4% above the average.



- Paine Field Online: www.paineairport.com
- Noise Abatement Procedures: www.paineairport.com/159/Noise-Abatement-Procedures
- Paine Field FAQ: www.paineairport.com/215/Noise-FAQs
- Noise Comment Form: www.planenoise.com/kpae
- Noise Comment Hotline: 425-284-0500