



Monthly Noise Complaint & Operations Summary

December 2019

Complaints:

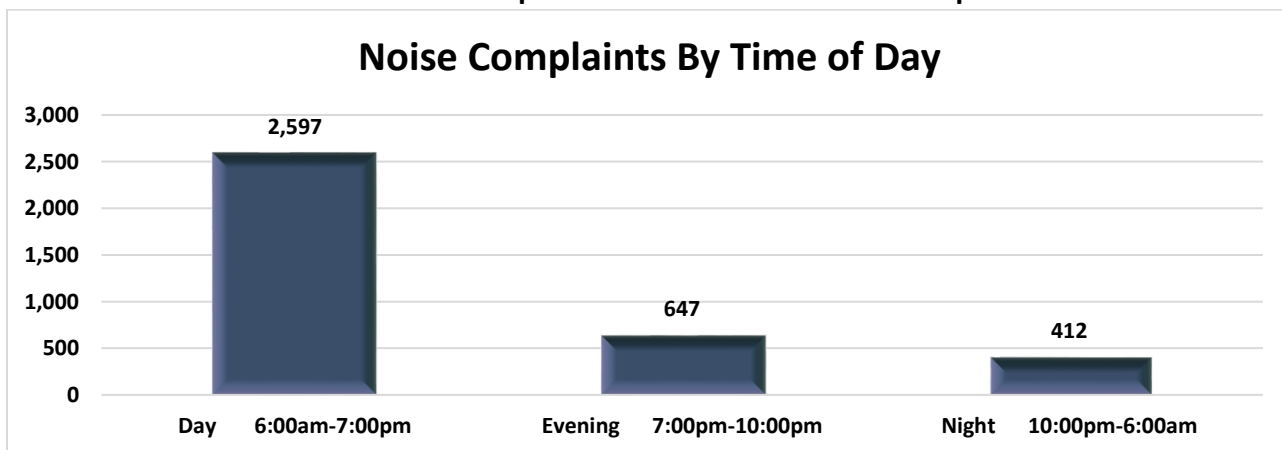
Many factors contribute to the number of complaints received each month. An unusual flight may get the attention of a large group of people. Re-routed traffic from nearby airports can add more planes to the skies. Cloud cover may reflect sound. A handful of people file multiple reports, sometimes dozens on a daily basis.

Noise complaints are received via the Airport’s web based noise complaint form or telephone hotline. Complaints can be correlated to specific flight operations using a combination of radar tracks, the aircraft’s automatic surveillance system and the FAA flight plan system.

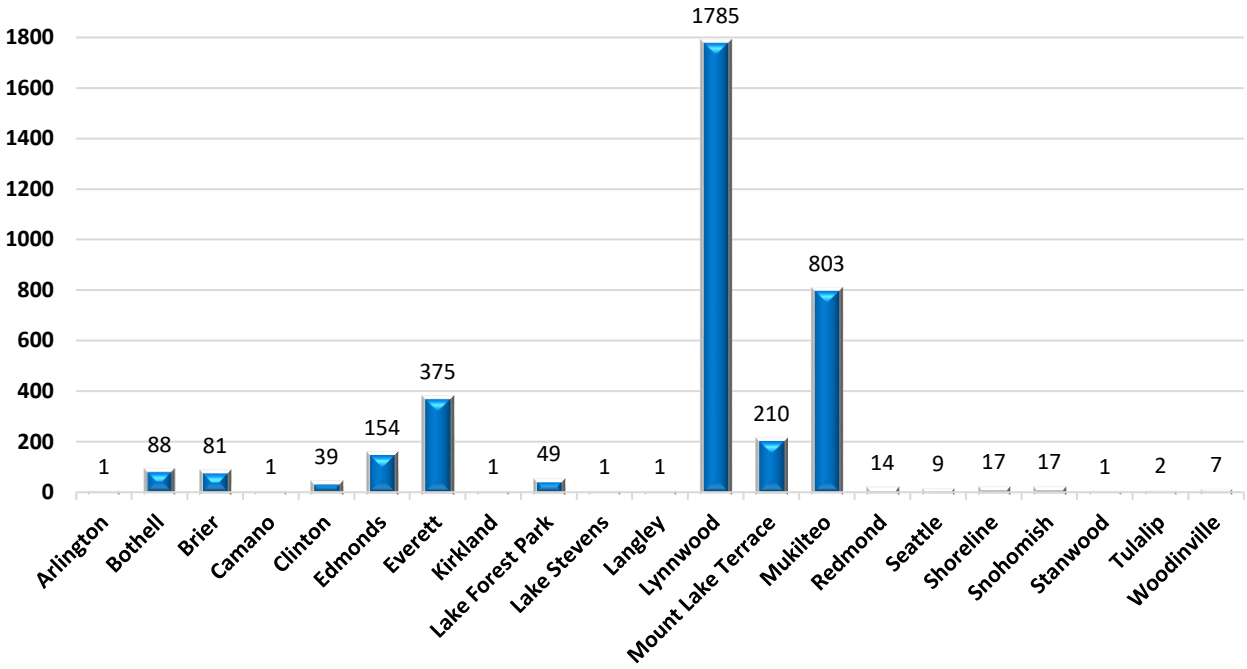
<p>194</p> <p>Distinct households filed a noise inquiry this month</p>	<p>3,656</p> <p>Noise complaints received from those households</p>	<p>2,264 or 62%</p> <p>Noise inquiries were submitted by ten households</p>
--	---	---

*5 households were responsible for 47% of all noise complaints

**1 household was responsible for 20% of all noise complaints



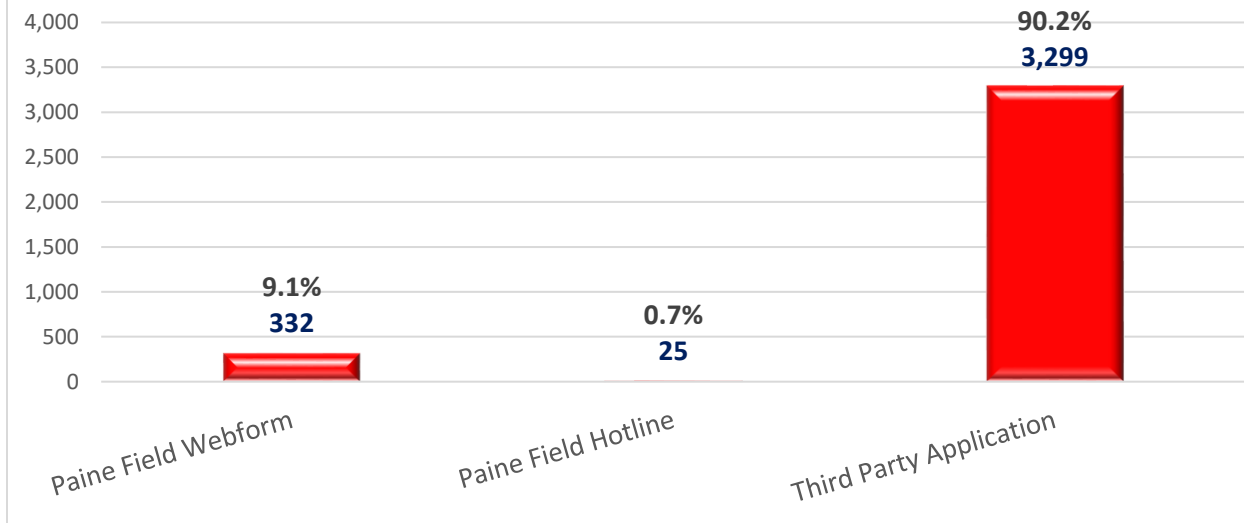
Noise Complaints By City



Noise Complaints by City

City	Households	Complaints	Avg. Complaints per Household	% of Complaints
Arlington	1	1	1.0	0.03%
Bothell	6	88	14.7	2.41%
Brier	6	81	13.5	2.22%
Camano	1	1	1.0	0.03%
Clinton	11	39	3.5	1.07%
Edmonds	23	154	6.7	4.21%
Everett	26	375	14.4	10.26%
Kirkland	1	1	1.0	0.03%
Lake Forest Park	4	49	12.3	1.34%
Lake Stevens	1	1	1.0	0.03%
Langley	1	1	1.0	0.03%
Lynnwood	49	1,785	36.4	48.82%
Mount Lake Terrace	7	210	30.0	5.74%
Mukilteo	42	803	19.1	21.96%
Redmond	2	14	7.0	0.38%
Seattle	4	9	2.3	0.25%
Shoreline	2	17	8.5	0.46%
Snohomish	1	17	17.0	0.46%
Stanwood	1	1	1.0	0.03%
Tulalip	2	2	1.0	0.05%
Woodinville	3	7	2.3	0.19%
Totals	194	3656		100.00%

Complaints By Reporting Method



Reporting Method	Number of Complaints	% of Complaints
Paine Field Webform	332	9.1%
Paine Field Hotline	25	0.7%
Third Party Application	3,299	90.2%

Paine Field Online: www.painefield.com
 Noise Abatement Procedures: www.painefield.com/159/Noise-Abatement-Procedures
 Paine Field FAQ: www.painefield.com/215/Noise-FAQs
 Noise Comment Form: www.planenoise.com/kpae
 Noise Comment Hotline: 425-284-0500

Noise and Operations Brief:

During December 2019, Paine Field received a total of 3,656 noise comments from the surrounding communities. Data show that 10 households were responsible for 62% of the noise comments.

During December 2019, the Paine Field Air Traffic Control Tower recorded 6,550 flight operations. This is a 10.56% decrease in operations compared to December 2018 which had 7,323 operations. The four-year average for December is 6,956 flight operations. Total operations for December 2019 were 5.84% below the average.

